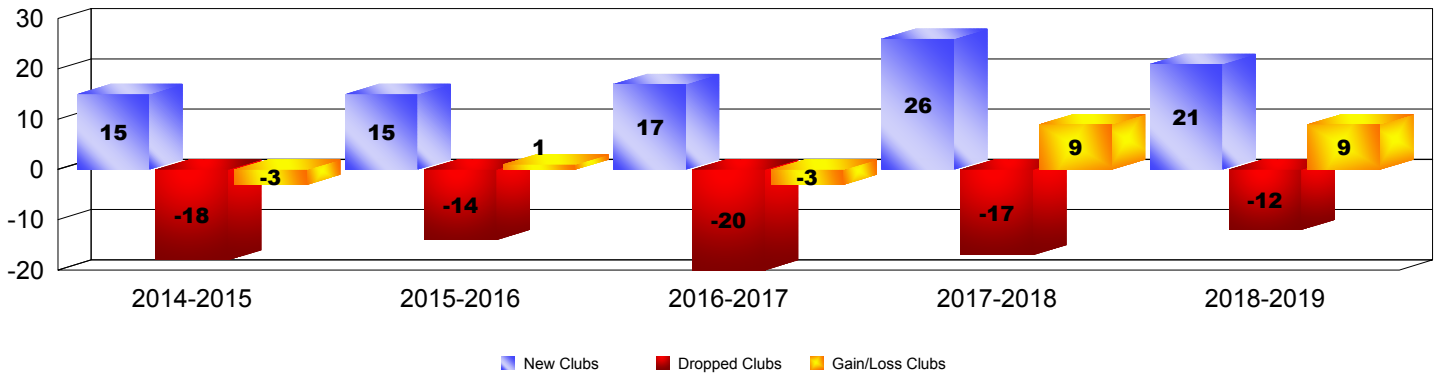
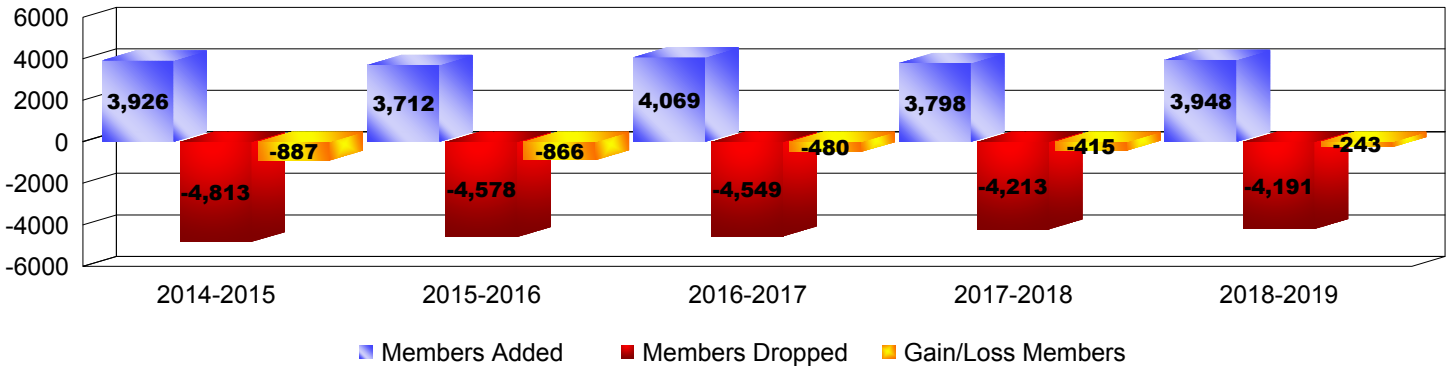


Year	New Clubs	Dropped Clubs	Gain/Loss Clubs	New Members	Charter Members	Reinstate Members	Transfer Members	Total Member Added	Total Members Dropped	Gain/Loss Members
2014-2015	15	-18	-3	2964	379	190	393	3926	-4813	-887
2015-2016	15	-14	1	2747	383	145	437	3712	-4578	-866
2016-2017	17	-20	-3	3138	455	195	281	4069	-4549	-480
2017-2018	26	-17	9	2689	678	131	300	3798	-4213	-415
2018-2019	21	-12	9	2891	584	170	303	3948	-4191	-243
Average	19	-16	3	2886	496	166	343	3891	-4469	-578

Clubs




Members



Membership Composition

June 2019 Cumulative



Gender Comparison

June 2019 Cumulative

